



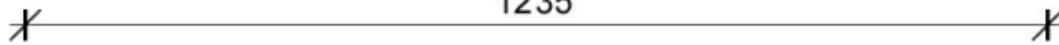
1470



1385

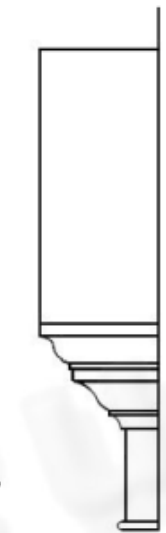


1235



**G1/A**

150



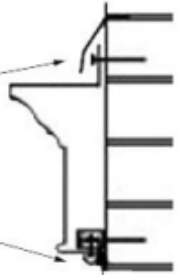
50

355

225

**FIXING DETAIL**

FIXINGS @  
450 mm CENTRES



TIMBER BATTEN  
(BY OTHERS)

**G1/B**

110



50

200

30



TITLE		A/B DOOR HEADS
DATE	20 . 4 . 02.	SCALE
DRAWING NUMBER		C2023/02/B